OT FIT 150/220-240/1A0 D NFC IND L

OPTOTRONIC FIT D NFC IND L | Linear / Area Constant Current – Non dimmable



Product family features

- Line frequency: 0 Hz | 50 Hz | 60 Hz
- Versatile scope of application due to output power range of up to 300 W
- Supply voltage: 220…240 V
- Available with output current range: up to 1,600 mA
- Constant Lumen Output (CLO)
- Non-isolated drivers

Product family benefits

- Flexible and future-proof current setting via NFC and LT2
- Lifetime: up to 100,000 h (temperature at T_c = 75 °C, max. 10 % failure rate)
- Wide operating temperature range: -40…+65 °C
- High quality of light thanks to <1% output ripple current
- High surge protection: up to 4 kV (L-N) / 4 kV (L/N-PE)
- Very high efficiency (up to 96%)
- Integrated inrush current limiter
- Fulfill safety requirement due to overload, overtemperature, Hot Plug protection

Specifications are subject to changes without notice.

© 2026,Inventronics. All rights reserved.

Areas of application

- Linear lighting solutions for industry, storage areas and retail applications
- Installation in emergency lighting systems according to IEC 61347-2-13, appendix J
- Suitable for installation in emergency lighting systems according to EN 60598-2-22
- Suitable for luminaires of protection class I

Specifications are subject to changes without notice.
© 2026,Inventronics. All rights reserved.

Technical data

Electrical data

Nominal input voltage	220…240 V
Mains frequency	0/50/60 Hz
Input voltage AC	198…264 V
Input voltage DC	176…276 V
Total harmonic distortion	7 %
Power factor λ	0.85C…0.99
Efficiency in full-load	95.9 % [1)]
Device power loss	11 W
Networked standby power	not relevant
Inrush current	5 A
Max. ECG no. on circuit breaker 10 A (B)	14
Max. ECG no. on circuit breaker 16 A (B)	22
Surge capability (L-N)	4 kV
Surge capability (L/N-Ground)	4 kV
Protective conductor current	0.31 mA
Nominal output voltage	64…300 V
U-OUT (working voltage)	< 340 V
Nominal output current	250…1000 mA
Default output current	250 mA [2)]
Output current tolerance	±3 %
Output current LEDset open	250 mA
Output current LEDset shorted	250 mA
Output ripple current (100 Hz)	< 1 %
Output PSTLM	≤1
Output SVM	≤0.4
Nominal output power	43…150 W
Maximum output power	150 W

1) at 230 V, 50 Hz
2) LEDset deactivated

© 2026,Inventronics. All rights reserved.

Typical Power Factor v Load

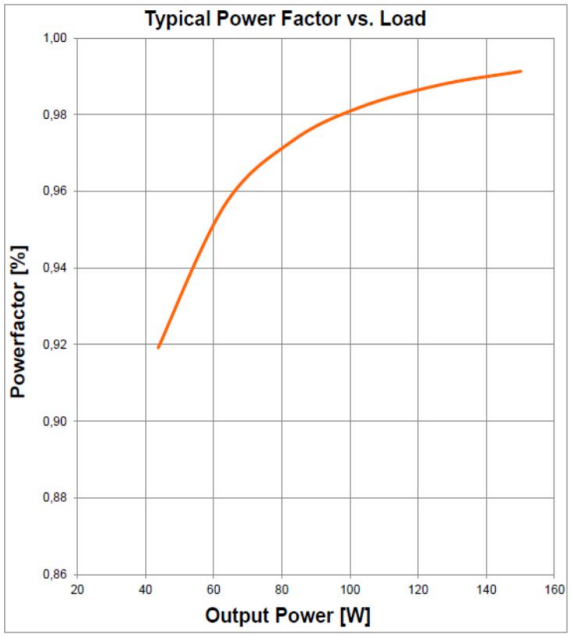

OT FIT 150/220-240/1A0 D NFC IND Typical Power Factor vs. Load

Operating Window

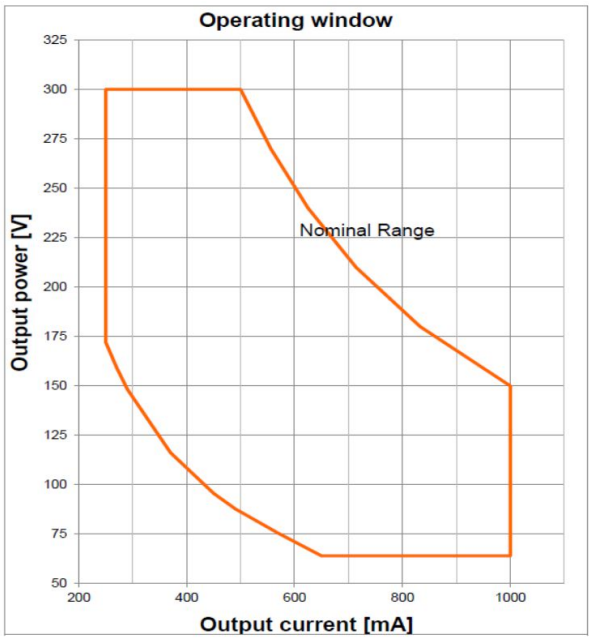

OT FIT 150/220-240/1A0 D NFC IND Operating Window

Typical THD v Load

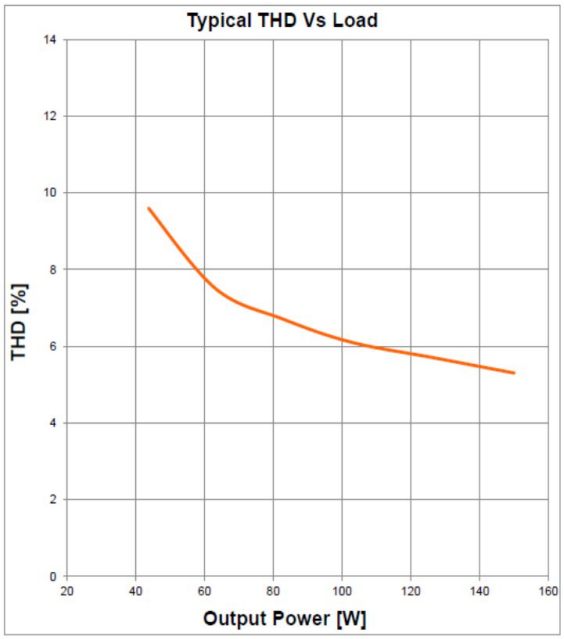

OT FIT 150/220-240/1A0 D NFC IND Typical THD Vs Load

Typical Iout v Rset LEDset2 mode

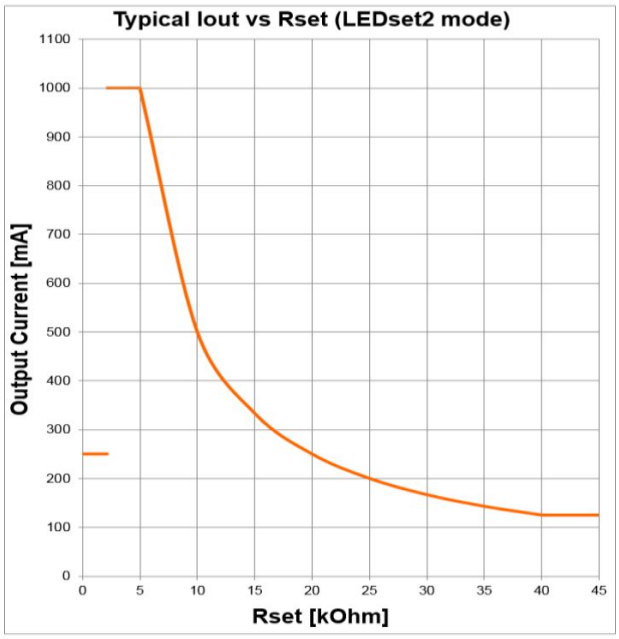

OT FIT 150/220-240/1A0 D NFC IND Typical Iout vs Rset (LEDset2 mode)

© 2026,Inventronics. All rights reserved.

Typical Efficiency v Load 230 V 50 Hz

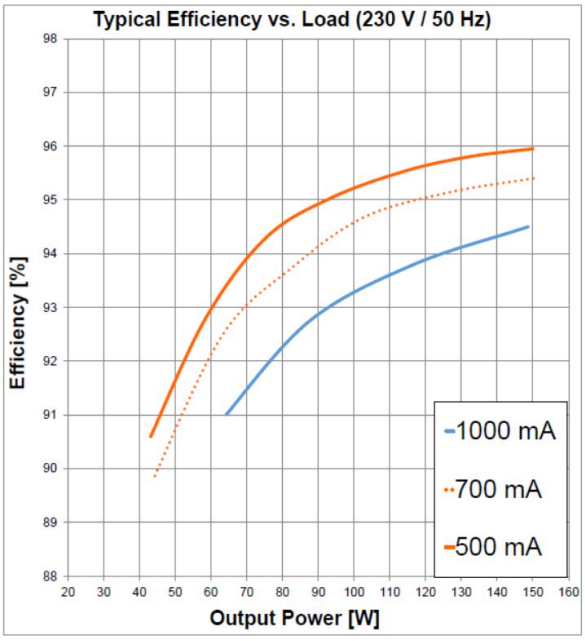

OT FIT 150/220-240/1A0 D NFC IND Typical Efficiency vs. Load (230 V / 50 Hz)

© 2026,Inventronics. All rights reserved.

Dimensions & weight

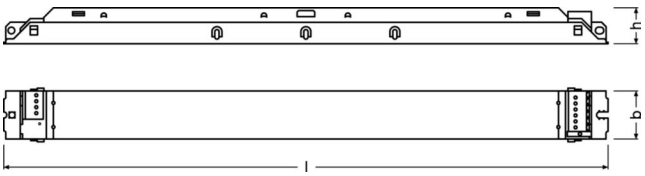

Product weight	260.00 g
Length	360.0 mm
Width	30.0 mm
Height	21.0 mm
Mounting hole spacing, length	350.0 mm
Cable cross-section, input side	0.5…1.5 mm²
Cable cross-section, output side	0.5…1.5 mm²
Wire preparation length, input side	8.0…9.0 mm
Wire preparation length, output side	8.0…9.0 mm

Colors & materials

Casing material	Metal

Temperatures & operating conditions

Ambient temperature range	-40…+70 °C
Maximum temperature at tc test point	85 °C
Max.housing temperature in case of fault	110 °C
Temperature range at storage	-40…+85 °C
Permitted rel. humidity during operation	5…85 % [1)]

1) Maximum 56 days/year at 85 %

© 2026,Inventronics. All rights reserved.

Lifespan

ECG lifetime	50000 h / 100000 h [1)]

1) At maximum T_c = 85°C / 10% failure rate / At T_{case} = 75°C at T_c point / 10% failure rate

Additional product data

Encapsulated	No

Capabilities

Programming interface	NFC, LEDset
Dimmable	No
Constant lumen function	Programmable
Max. cable length to lamp/LED module	2.0 m [1)]
Suitable for fixtures with prot. class	I
Suitable for emergency lighting	Yes
Type of connection, input side	Push terminal
Type of connection, output side	Push terminal
Number of channels	1
Overheating protection	Automatic reversible
Overload protection	Automatic reversible
Short-circuit protection	Automatic reversible
Intended for no-load operation	No
No-load proof	Yes

1) Output wires must be routed as close as possible to each other

© 2026,Inventronics. All rights reserved.

Programming

Programming device	NFC / LEDset
Tuner4TRONIC	Yes
Tuner4TRONIC Field App	Yes
Box programming	Yes

Certificates & standards

Approval marks – approval	CE / EL / VDE-ENEC / EAC / CCC / BIS / RCM
Standards	EN 61347-1 / EN 61347-2-13 / EN 62384 / EN 61000-3-2 / EN 61000-3-3 / EN 61547
Type of protection	IP20

Logistical data

Commodity code	85044083900
Applicable region	APAC (excl. China, India, Japan) / CHINA / EUROPE / INDIA / MEA / SOUTH AMERICA

Environmental information

Information according Art. 33 of EU Regulation (EC) 1907/2006 (REACh)	
Date of Declaration	01-09-2026
Primary Article Identifier	4052899990142 | 6977770438323
Declaration No. in SCIP database	In work
SCIP_STATUS	In work
SCIP_ID	

© 2026,Inventronics. All rights reserved.

Ecodesign regulation information:

Intended for use with LED modules.
The forward voltage of the LED light source shall be within the defined operating window of the control gear in all operating conditions including dimming if applicable.

Separate control gear and light sources must be disposed of at certified disposal companies in accordance with Directive 2012/19/EU (WEEE) in the EU and with Waste Electrical and Electronic Equipment (WEEE) Regulations 2013 in the UK. For this purpose, collection points for recycling centres and take-back systems (CRSO) are available from retailers or private disposal companies, which accept separate control gear and light sources free of charge. In this way, raw materials are conserved and materials are recycled.

© 2026,Inventronics. All rights reserved.

Download Data

File		
Certificates	PDF	▸CED OT FIT xx D NFC IND L 2024-11
Certificates	PDF	▸VDE ENEC certificate 40038085
CAD data 3-dim	PDF	▸OT FIT BIN CW NFC IP20 NIS 150 220-240 2 | 3-dim PDF
Product Datasheet	PDF	▸OT FIT 150 D NFC IND L DS 241024
CAD data 2-dim	PDF	▸OT FIT BIN CW NFC IP20 NIS 150 220-240 2 | 2-dim PDF
CAD data	UNKNOWN	▸OT FIT BIN CW NFC IP20 NIS 150 220-240 2 | IGS
CAD data	UNKNOWN	▸OT FIT BIN CW NFC IP20 NIS 150 220-240 2 | STEP
User instruction	PDF	▸UI OT FIT D NFC IND L

© 2026,Inventronics. All rights reserved.

Logistical Data

Product code	Product description	Packaging unit (Pieces/Unit)	Dimensions (length x width x height)	Volume	Gross weight
6977770438323 INVENTRONICS	OT FIT 150/220-240/1A0 D NFC IND L	Shipping carton box 20 Pieces	385 x 160 x 100 mm	6.16 dm³	268.40 g

The mentioned product code describes the smallest quantity unit which can be ordered. One shipping unit can contain one or more single products. When placing an order, for the quantity please enter single or multiples of a shipping unit

Disclaimer

Subject to change without notice. Errors and omission excepted. Always make sure to use the most recent release.

© 2026,Inventronics. All rights reserved.

Accessories Optional

Product description	Accessory name	Accessory code
OT FIT 150/220-240/1A0 D NFC IND L	PRH101 -USB	►6977078996938
OT FIT 150/220-240/1A0 D NFC IND L	PRH101 -USB	►6937186112354
OT FIT 150/220-240/1A0 D NFC IND L	CPR30+	►6977078996945
OT FIT 150/220-240/1A0 D NFC IND L	CPR30+	►6937186112378

© 2026,Inventronics. All rights reserved.